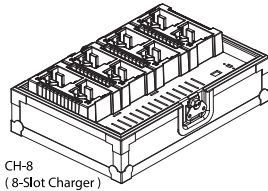
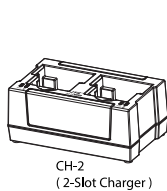
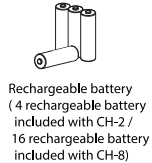
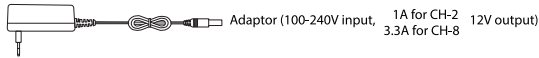
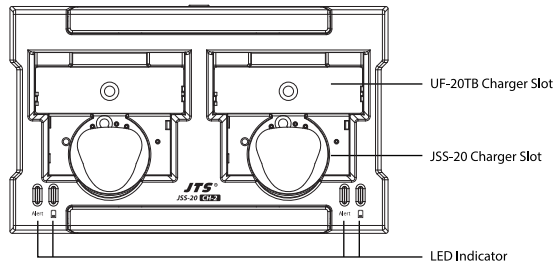


1. Parts Identification



2. Specification

CH-2 (2-Slot Charger)

Input: AC 100~240V, 0.4A max
Output: DC 12V, 1A

LED Indicator

Full Charged / Standby: Green
Charging: Flash Green
Fault: Flash Red

Charging Time: 3 hours
(2000mAh rechargeable battery)

CH-8 (8-Slot Charger)

Input: AC 100~240V, 1.2A max
Output: DC 15V, 3A

LED Indicator

Full Charged / Standby: Green
Charging: Flash Green
Fault: Flash Red

Charging Time: 3 hours
(2000mAh rechargeable battery)

3. Charge Battery

Plug the UF-20TB / JSS-20 into "Charger Slot" CH-2 or CH-8.

The charging indicator will flash green light when it is charging, and the green light will stop flashing when it is fully charged.

Noted 1: As soon as AC power is connected, the charging indicator will show green light.

Noted 2: Please follow the direction as show in below demonstration picture.

Noted 3: One charger Slot can only charge one item at a time.

