



## DIAMOND STUDIO BT SERIES



### ***Honest... and practical home studio monitors - with Bluetooth***

**Home studios are not only for hard work - but they can also be for fun!**

The new Diamond Studio BT monitors are high quality studio monitors, with the sonic detail required for intricate audio work, but they also have a Bluetooth input which allows these professional monitors to also be used in a home entertainment environment.

Honest, practical and built by Wharfedale Pro.

- Honest, uncoloured sound
- Bluetooth input with TWS stereo linking
- Balanced inputs - XLR, 6.3 mm combi jack
- RCA stereo inputs
- Bi-amplified.
- Woven fibreglass composite LF cones

**COMING SOON - Q3 2021**

## DIAMOND STUDIO BT



### ***Home studios are not only for hard work – but they can also be for fun!***

The new Diamond Studio BT monitors are high quality studio monitors, with the sonic detail required for intricate audio work, but they also have a Bluetooth input which allows these professional monitors to also be used in a home entertainment environment.

Diamond Studio BT series bring together craftsmanship, refined detail and wireless technology.

The low frequency driver cone is made of woven fiberglass. This material is extremely rigid and lightweight compared to alternative paper-based cones. Fibreglass cone material delivers superb low frequency dynamic response and, importantly for studio monitoring, a very fast transient response.

A practical feature is the inclusion of a Bluetooth input. This makes it simple to connect using a mobile device for checking mixes or, just for entertainment. It's also possible to pair two Diamond Studio BT models together, wirelessly using the TWS (True Wireless Stereo) system.

Internally, there are 2 discrete amplifiers. This bi-amplification ensures that the amp stage is perfectly matched with the dedicated High Frequency and Low Frequency driver.

With dedicated "HF Level" and "LF Level" rear panel controls, the Diamond Studio BT can also easily be tailored to personal taste or room acoustics too.

Diamond Studio BT monitors have been engineered to be accurate. Not to colour or to flatter the overall sound, but to be honest, transparent and to reveal hidden detail.

	Continuous Power	Max SPL @ 1 meter
Diamond Studio 5-BT	140 Watts	110 dB
Diamond Studio 7-BT	150 Watts	113 dB



## DIAMOND STUDIO BT

### 1" SOFT DOME TWEETER

The custom Wharfedale Pro soft dome tweeter is refined for accuracy. Uncoloured and pure high frequency delivery.

### TEXTURED HIGH QUALITY PAINT

The cabinet of Diamond Studio BT is constructed of MDF and is covered in a durable attractive textured paint finish.

### WOVEN FIBREGLASS CONE

This fibreglass composite material is extremely rigid and lightweight compared to alternative paper-based cones. Fibreglass delivers superb low frequency dynamic response and, importantly for studio monitoring, a very fast transient response.

### 5.0" or 6.5"


Choose your size! Diamond Studios BT models are available in 2 different sizes. You choose! They both sound great.

### DUAL FRONT PORTING

Front porting for enhanced bass response

### ILLUMINATED LOGO

LED illuminated Wharfedale Pro logo





# DIAMOND STUDIO BT

## BLUETOOTH & TWS

Bluetooth ON/OFF. TWS Link mode. Search for Diamond Studio BT and pair simply from BT enabled devices

## RCA INPUTS

For easy connection with domestic electronics, Diamond Studio BT features stereo unbalanced RCA inputs

## XLR Combi jack

Balanced inputs are handled by the XLR / 6.3 mm combi jack connector

## AMPLIFIERS

Two dedicated amps are inside which are perfected matched for each transducer.

## MASTER VOLUME

Just as the knob says...its the Master Volume control!

## HF LEVEL CONTROL

-2 dB to +2 dB control over the HF content

## LF LEVEL CONTROL

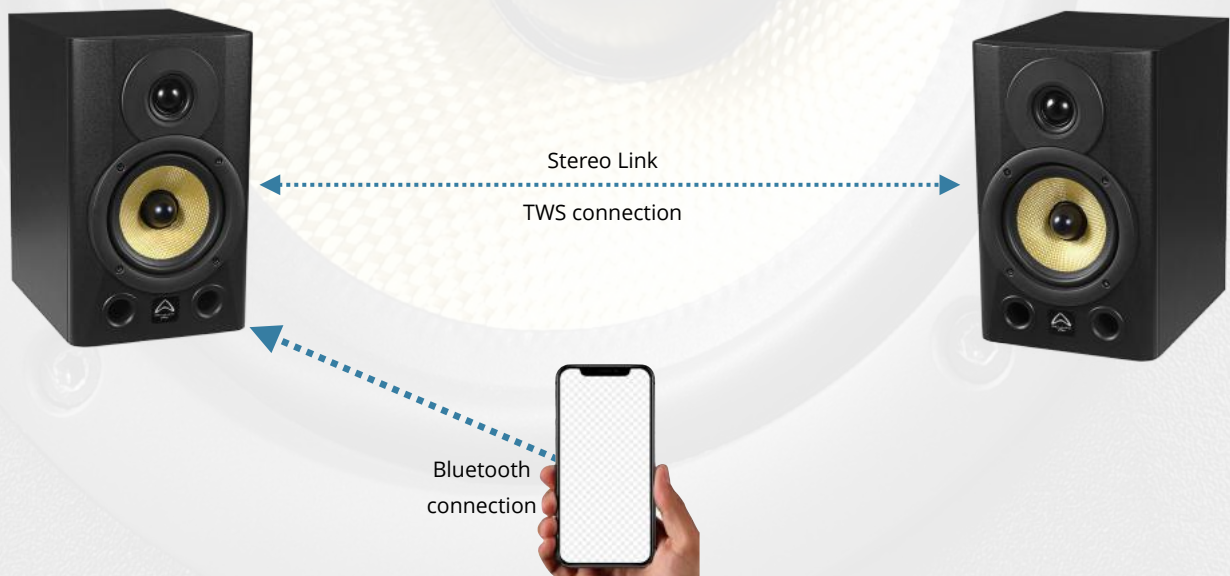
-2 dB to +2 dB control over the LF content

## WIDE RANGE AC IN

Diamond Studio BT operates between 100 v and 240 v AC. Smooth performance regardless of power fluctuations

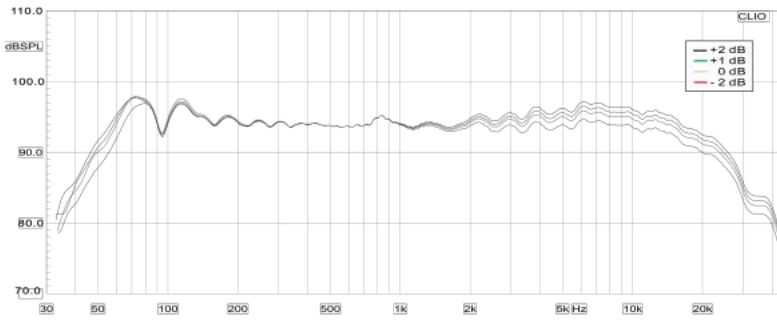


Using the BT Stereo link mode, 2 units of Diamond Studio BT create their own Stereo linked pair. Diamond Studio BT use TWS (True Wireless Stereo) technology to create a controllable linked pair of speakers from a single Bluetooth input.

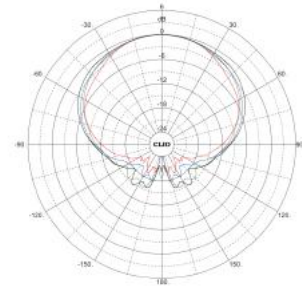


# MEASUREMENTS

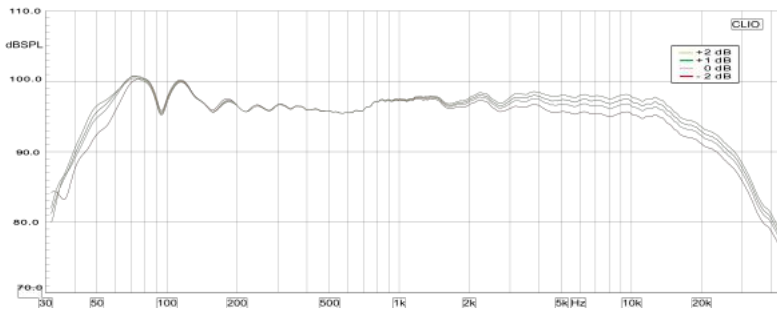
**Diamond Studio 5-BT**



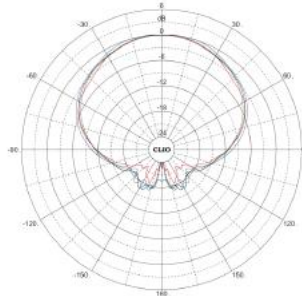
3150Hz  
4000Hz  
5000Hz  
6300Hz



**Diamond Studio 7-BT**



3150Hz  
4000Hz  
5000Hz  
6300Hz



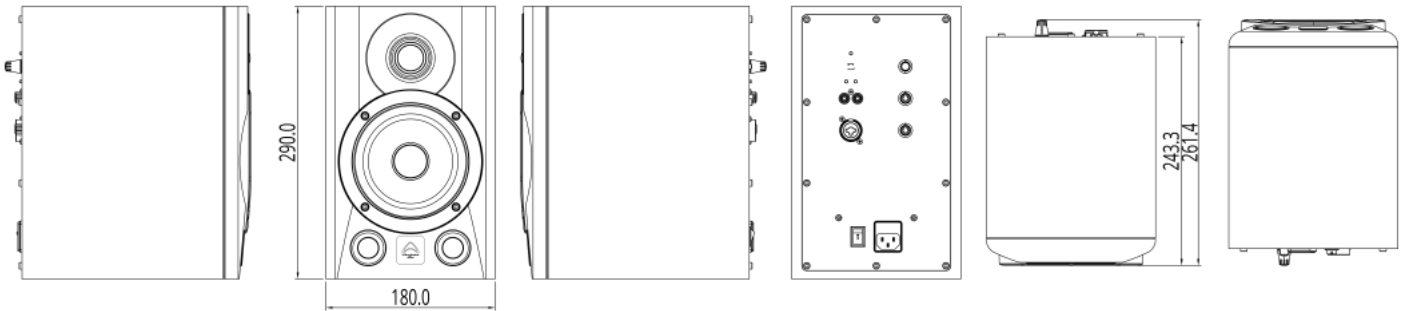
**DIAMOND STUDIO 5-BT**

**140 W Continuous    280 W Peak**

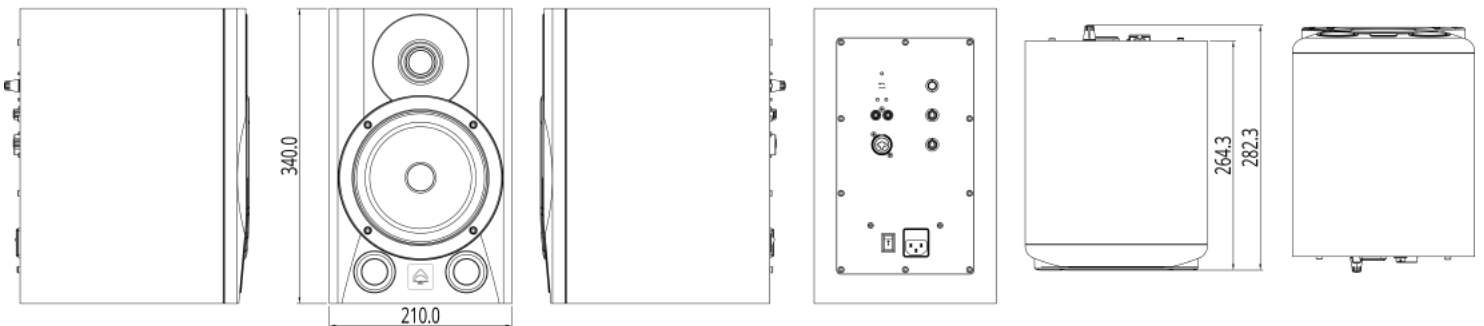
**DIAMOND STUDIO 7-BT**

**150 W Continuous    300 W Peak**

**Diamond Studio 5-BT**



**Diamond Studio 7-BT**



# SPECIFICATIONS



Model Name	Diamond Studio 5-BT	Diamond Studio 7-BT
System Type	Active 5" 2-way Bi-Amplified	Active 6.5" 2-way Bi-Amplified
Freq. Range (-10 dB) Analog Input	45 Hz-25 KHz	38 Hz-25 KHz
Maximum SPL (peak @1 m)	110 dB	113 dB
<b>LF Transducer</b>	5" Fiberglass composite woofer	6.5" Fiberglass composite woofer
<b>HF Transducer</b>	Silk Soft dome tweeter	Silk Soft dome tweeter
Coil Size (mm / inches)	25.4 mm / 1"	25.4 mm / 1"
High Frequency Coverage (H x V)	135° x 110°	135° x 110°
<b>Total Power Amplifiers</b>	<b>140 W</b>	<b>150 W</b>
Low-Frequency Power Amplifier (Class D)	80 W Continuous / 160 W Peak	90 W Continuous / 180 W Peak
High-Frequency Power Amplifier (Class D)	60 W Continuous / 120 W Peak	60 W Continuous / 120 W Peak
<b>Electronic Crossover:</b>		
Crossover Frequency	2.2 KHz	2.2 KHz
<b>Controls</b>		
Equalization (dB)	HF / LF Level Adjust (-2, 0, +1 ,+2)	HF / LF Level Adjust (-2, 0, +1 ,+2)
System Volume	-∞ to +10 dB	-∞ to +10 dB
Amplifier Protection	Yes	Yes
Power On Protection	Power switch on / off mute	Power switch on / off mute
Thermal Protection	Amplifier shutdown, auto reset	Amplifier shutdown, auto reset
Driver, DC and Short Protection	Yes	Yes
Limiter Indicator	Red LED	Red LED
Power Indicator	Green LED / white LED (LOGO)	Green LED / white LED (LOGO)
Input type	Balanced / Unbalanced / Bluetooth	Balanced / Unbalanced / Bluetooth
Input Connectors	TRS JACK / FEMALE XLR / RCA	TRS JACK / FEMALE XLR / RCA
AC Power Options	100 V-240 V	100 V-240 V
Power On Indicator	LED	LED
Cabinet Material	MDF	MDF
Cabinet Colour	black	black
<b>Dimensions (Unpacked):</b>		
Height	290 mm / 11.42"	340 mm / 13.39"
Width	180 mm / 7.1"	210 mm / 8.27"
Depth	240 mm / 9.45"	260 mm / 10.24"
<b>Dimensions (packed):</b>		
Height	350 mm / 13.78"	400 mm / 15.75"
Width	242.5 mm / 9.55"	272 mm / 10.71"
Depth	303 mm / 11.93"	325 mm / 12.80"
<b>Weight</b>		
Net Weight	5.62 kg / 12.4 lbs	6.84 kg / 15.1 lbs
Gross Weight	6.47 kg / 14.2 lbs	7.82 kg / 17.20 lbs

