



# ASB6125 High Power Dual 15" Subwoofer

## Professional Series

### Key Features:

- ▶ 2 x 2265H-1 15" Differential Drive® dual voice coil dual gap, neodymium magnet transducers
- ▶ 1600 watts continuous pink noise, 6400 watts peak power handling capacity
- ▶ Parallel/Discrete switchable input mode
- ▶ Large vent area for high output with low distortion
- ▶ For ground-stacked or suspended applications in stand-alone arrays or in combination with other AE Series products

### Applications:

- ▶ Performing Arts Facilities
- ▶ Theatrical Sound Design
- ▶ Auditoriums
- ▶ Worship Facilities
- ▶ Live Clubs
- ▶ Dance Clubs
- ▶ Sports Facilities
- ▶ Themed Entertainment Venues

The ASB6125 is a high power, lightweight front-loaded vented subwoofer enclosure housing two JBL 2265H-1 Differential Drive® dual voice coil dual gap 15" woofers. These woofers feature neodymium magnets and ultra robust cones for extra long life.

The enclosure is constructed of multiply hardwood coated in JBL's rugged DuraFlex™ finish and is heavily braced to maximize low-frequency performance. The rectangular enclosure is fitted with sixteen M10 threaded attachment points and utilizes a 14-gauge steel grille internally lined with acoustically transparent foam to provide additional driver protection and give a very professional appearance.

The ASB6125 is part of JBL's AE Series, a versatile family of loudspeakers intended for a wide variety of applications.



### Specifications:

<b>System:</b>	
Frequency Range (-10 dB):	32 Hz - 1 kHz
Frequency Response (± 3 dB):	38 Hz - 1 kHz
Input Modes:	Drivers Parallel / Drivers Discrete
Transducer Power Rating <sup>1</sup> :	1600 W (6400 W peak), 2 hrs
Long-Term System Power Rating <sup>2</sup> :	1350 W (5400 W peak), 100 hrs.
Maximum SPL (1m) <sup>3</sup> :	35 Hz - 400 Hz: 132 dB-SPL cont av (138 dB peak)
System Sensitivity <sup>4</sup> :	35 Hz - 400 Hz: 100 dB-SPL, 1W (2.0V) @ 1m
Nominal Impedance:	4 ohms in parallel-drive mode 2 x 8 ohms in discrete-drive mode
<b>Transducers:</b>	
Low Frequency Driver:	2 x 2265H-1, 380 mm (15 in) dia., 75 mm (3 in) Dual Coil Dual Gap neodymium Differential Drive® drivers
<b>Physical:</b>	
Enclosure:	Rectangular cabinet, 16 mm (5/8 in) exterior grade 11-ply birch plywood
Suspension Attachment:	16 points (4 top, 4 bottom, 4 each side), M10 threaded hardware
Finish:	Black DuraFlex™ finish. White available upon request.
Grille:	Powder coated 14 gauge perforated steel, with acoustically transparent black foam backing.
Input Connector:	NL4 Neutrik Speakon® and CE-compliant covered barrier strip terminals. Barrier terminals accept up to 5.2 sq mm (10 AWG) wire or max width 9 mm (.375 in) spade lugs. Speakon in parallel with barrier strip for loop-through.
Environmental Specifications:	Mil-Std 810; IP-x3 per IEC529.
Dimensions (H x W x D in vertical cabinet orientation):	965 x 419 x 597 mm (38.0 x 16.5 x 23.5 in)
Net Weight:	36.7 kg (81.0 lb)
Optional Accessories:	M10 x 35 mm forged shoulder eyebolts with washers

<sup>1</sup>AES standard, one decade pink noise with 6 dB crest factor within device's operational band, free air. Standard AES 2 hr rating plus long-term 100 hr rating are specified for low-frequency transducers.

<sup>2</sup>AES standard, one decade pink noise with 6 dB crest factor, in cabinet, long-term 100 hr rating.

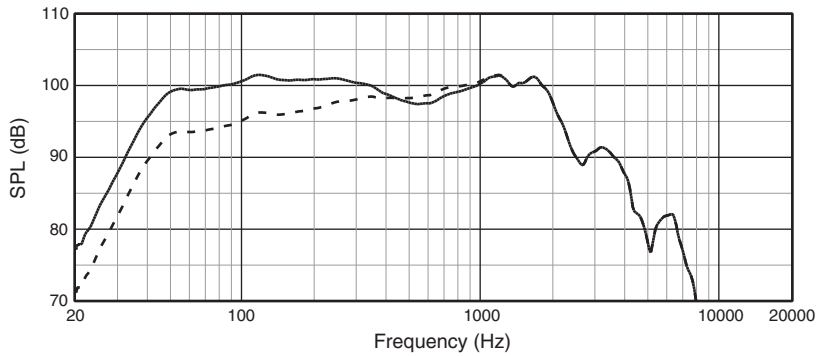
<sup>3</sup>Calculated based on power rating and half-space (2π) sensitivity, exclusive of power compression.

<sup>4</sup>Half-space (2π) loading, averaged in specified frequency band.

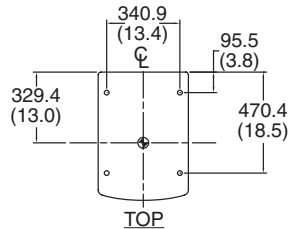
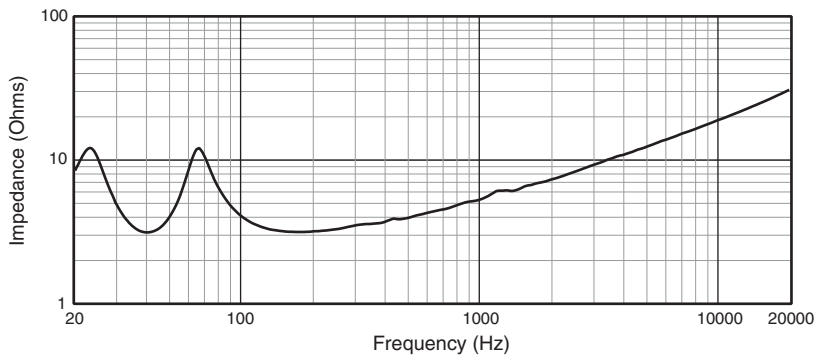
JBL continually engages in research related to product improvement. Changes introduced into existing products without notice are an expression of that philosophy.

## ▶ ASB6125 Dual 15" Subwoofer

Frequency response is measured on-axis at a distance referenced to 1 m @ 1 watt (2.0 Vrms) input, shown as half-space ( $2\pi$ , solid line) and full-space ( $4\pi$ , dotted line) environment.



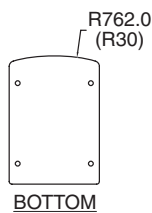
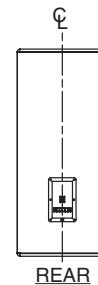
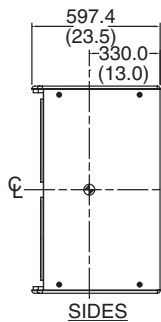
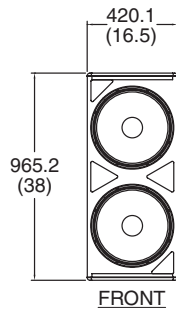
Electrical Input Impedance (parallel mode)



Dimensions in mm (in).

For more detailed dimensional information, refer to Application Data Sheet.

For AE & AE Compact Series WRC and WRX versions please visit the JBL Pro website at <http://www.jblpro.com/www/products/installed-sound/ae-series#.V63kVfkrLIV> to download Drawings.



JBL Professional  
8500 Balboa Boulevard, P.O. Box 2200  
Northridge, California 91329 U.S.A.

Harman International  
© Copyright 2016 JBL Professional  
[www.jblpro.com](http://www.jblpro.com)

SSASB6125-50  
CRP  
8/16