




WLA-12MX / WLA-15MX

PRELIMINARY PRODUCT INFORMATION. SPECIFICATIONS AND IMAGES SUBJECT TO CHANGE

NEW



WLA-12MX

WLA-15MX

UPDATED FLOOR MONITORS - *Let's be clear about this!*

Around the world WLA series line arrays are used in demanding environments. Systems expand and customers demand larger rigs with more configuration flexibility. WLA series floor monitors are the perfect addition to any WLA series rig (....or any other system that needs power, versatility and definition)

With new 3.0" Neo HF compression drivers, the new and improved 'MX' floor monitor models have more clarity and HF space than ever before.

Constructed of the finest 15 mm Russian birch plywood and using custom Wharfedale Pro drivers with high flux densities, the updated WLA-12MX and 15MX models have the performance and construction quality for relentless touring and demanding on-stage abuse. **It's clear!**

WLA-12MX

Polygon design		Weight 25.5 Kg
Max SPL @ 1m	131 dB	Impedance 8 Ω
Dispersion	90° x 60°	10 x M10 plus 35mm pole socket
12" LF driver with 3.0" voice coil		Rotatable horn

500 W Continuous 1000 W Programme 2000 W Peak

WLA-15MX

Polygon design		Weight 31.9 Kg
Max SPL @ 1m	134 dB	Impedance 8 Ω
Dispersion	90° x 60°	10 x M10 plus 35mm pole socket
15" LF driver with 4.0" voice coil		Rotatable horn

700 W Continuous 1400 W Programme 2800 W Peak

- Re-defined 3.0" Neo HF compression drivers
- Versatile H or V configuration
- Rotatable horns for H or V applications
- Multiple speakON compatible connectors
- 35 mm pole sockets for vertical performance
- 15 mm Baltic birch plywood construction.

Shipping from Q4 2021

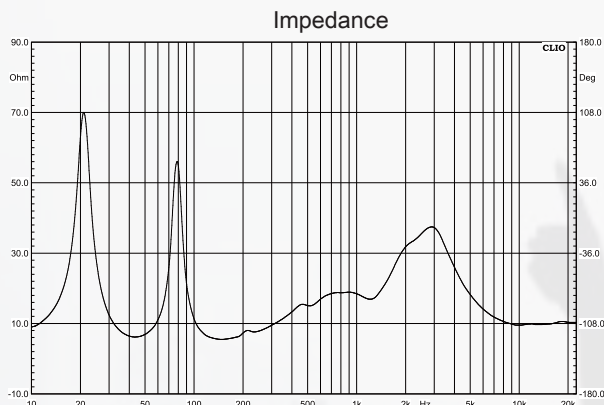
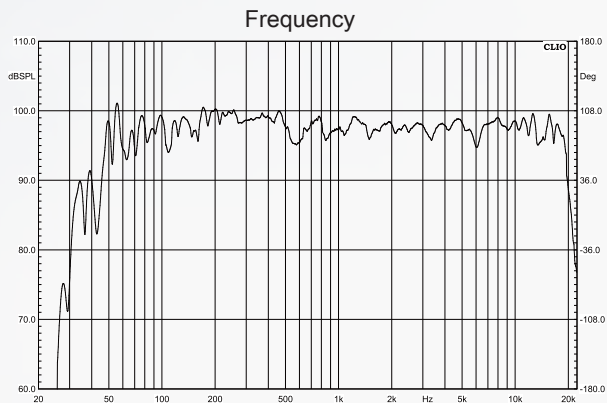
HF COMPRESSION DRIVER

The new neo HF compression driver with 3.0" voice coil delivers additional clarity and performance with enhanced definition.

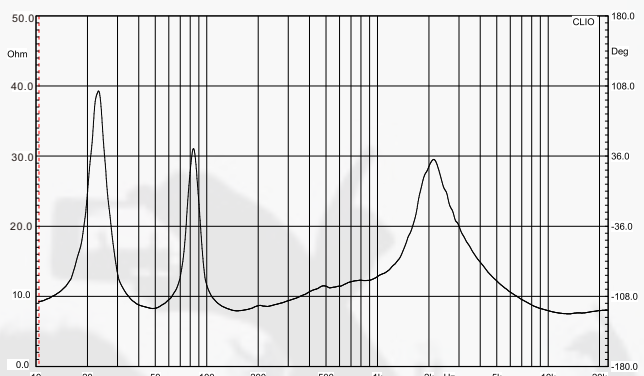
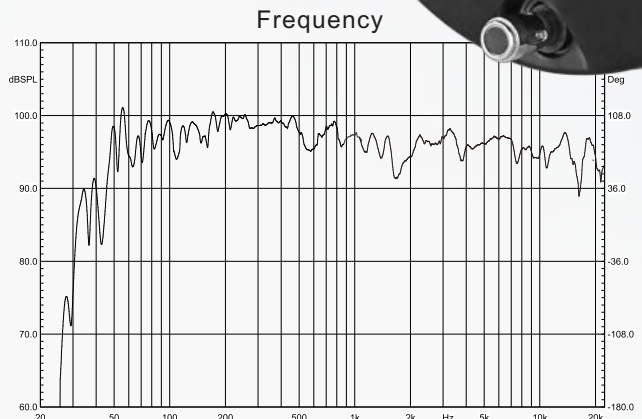
As example, note the Frequency response comparison between the updated WLA-15MX and the original WLA-15M.




NEW - WLA-15MX



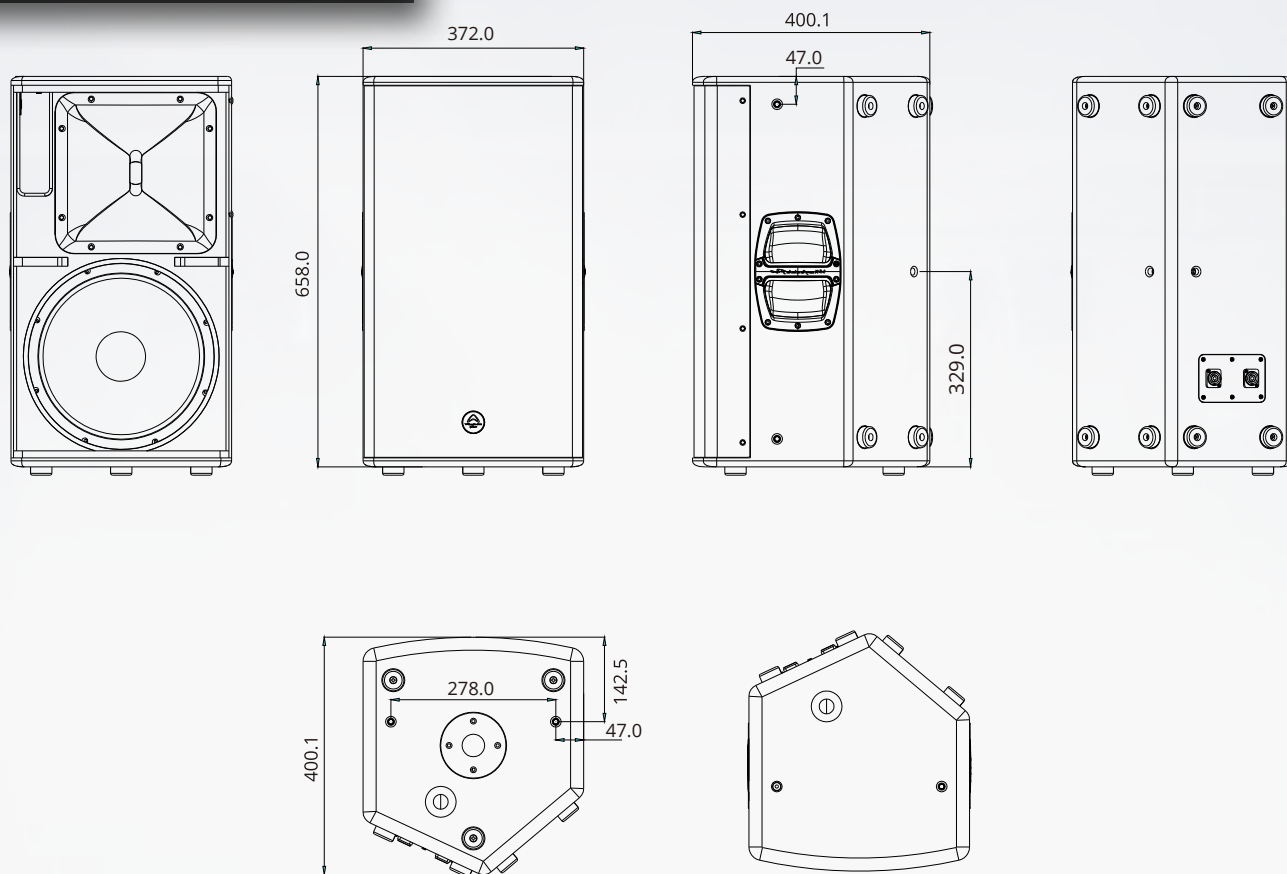
ORIGINAL - WLA15M



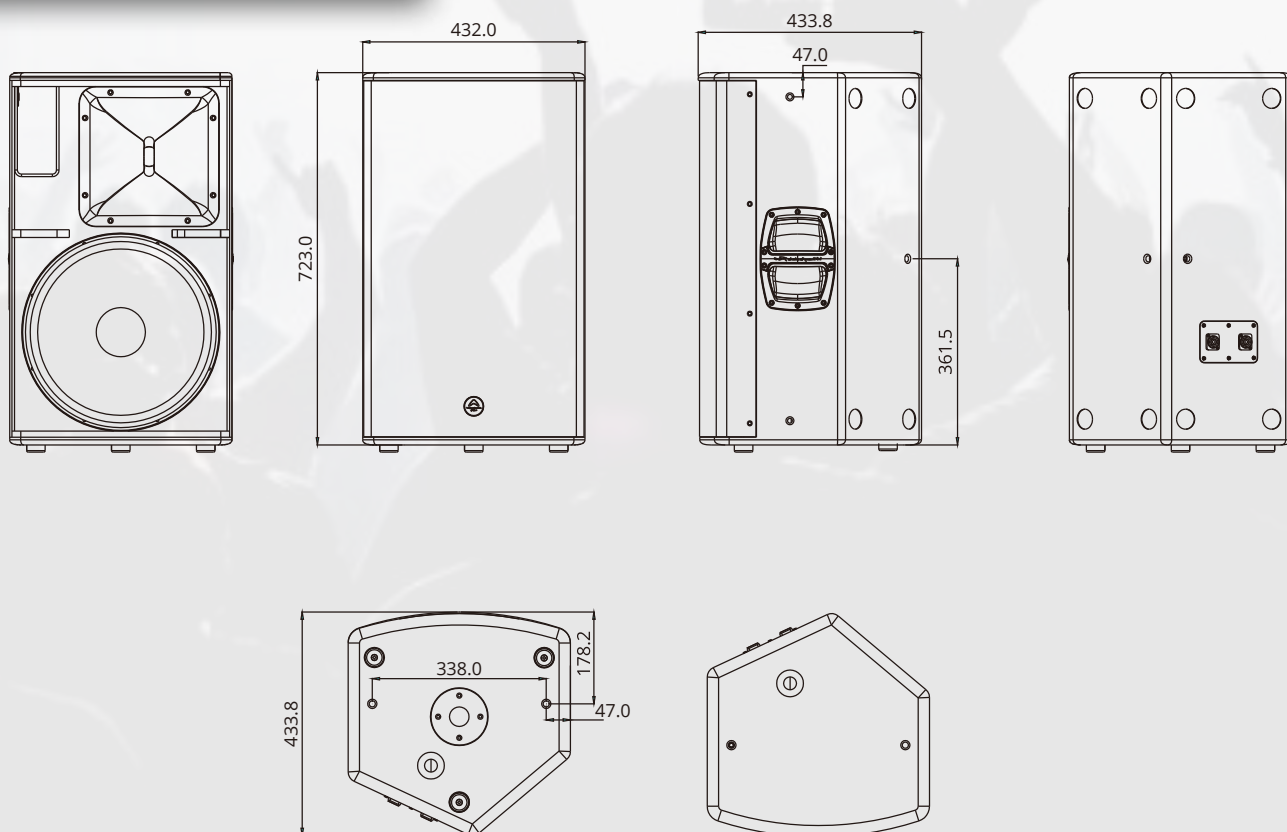
UP CLOSE



WLA-12MX



WLA-15MX



SPECIFICATIONS



Model Name	WLA-12MX	WLA-15MX
System Type	Passive	Passive
Configuration	Two-way Monitor	Two-way Monitor
Frequency Response (+/-3 dB)	55 Hz -20 KHz	45 Hz-20 KHz
Frequency Range (- 10 dB)	50 Hz -20 KHz	40 Hz -20 KHz
Sensitivity 2.83 V / 1 M	98 dB	99.5 dB
Calculated Maximum SPL @1 M	131 dB	134 dB
System Rated Impedance	8 Ω	8 Ω
Low Frequency Transducer		
LF Size (mm / inches)	331 mm / 12"	390 mm / 15"
LF Voice Coil Size (mm / inches)	76.2 mm / 3"	102 mm / 4"
LF Magnet Material	ferrite	ferrite
LF Frame Material	aluminium	aluminium
Rated Impedance	8 Ω	8 Ω
LF Power re: AES2-2012	500 W	700 W
High Frequency Transducer		
HF Driver Type	Compression Driver	Compression Driver
Coil Size (mm / inches)	75 mm / 3.0"	75 mm / 3.0"
Exit Size (mm / inches)	35.5 mm / 1.4"	35.5 mm / 1.4"
HF Magnet Material	NdFeB	NdFeB
Diaphragm Material	Titanium	Titanium
Rated Impedance	8 Ω	8 Ω
HF Power re: AES2-2012	90 W	90 W
Waveguide Type	square	square
Nominal Coverage (H x V)	90° x 60° (Rotatable)	90° x 60° (Rotatable)
Power		
System Continuous Power (w)	500 W	700 W
System Programme Power (w)	1000 W	1400 W
System Peak Power (w)	2000 W	2800 W
Input Connector	4 x NL4MP (speakON Compatible)	4 x NL4MP (speakON Compatible)
Rigging	M10 x 10	M10 x 10
pole mount	35 mm	35 mm
handles	2 on Sides	2 on Sides
Enclosure		
cabinet type	polygon	polygon
Enclosure Material and finish	15 mm Birch plywood	15 mm Birch plywood
Colour Options	black paint	black paint
Grille Material & Finish	steel	steel
Dimensions - Unpacked (mm / inches):		
Height	658 mm / 25.9"	723 mm / 28.5"
Width	372 mm / 14.6"	432 mm / 17.0"
Depth	400.1 mm / 15.8"	434 mm / 17.1"
Dimensions - Packed (mm / inches):		
Height	746 mm / 29.4"	811 mm / 31.9"
Width	442 mm / 17.4"	480 mm / 18.9"
Depth	470 mm / 18.5"	512 mm / 20.2"
Weight		
Net Weight	25.5 Kg / 56.1 lbs	31.86 Kg / 69.96 lbs
Gross Weight	27.82 Kg / 61.2 lbs	34.7 Kg / 76.34 lbs

