



Diamond Studio series

QUICK START GUIDE

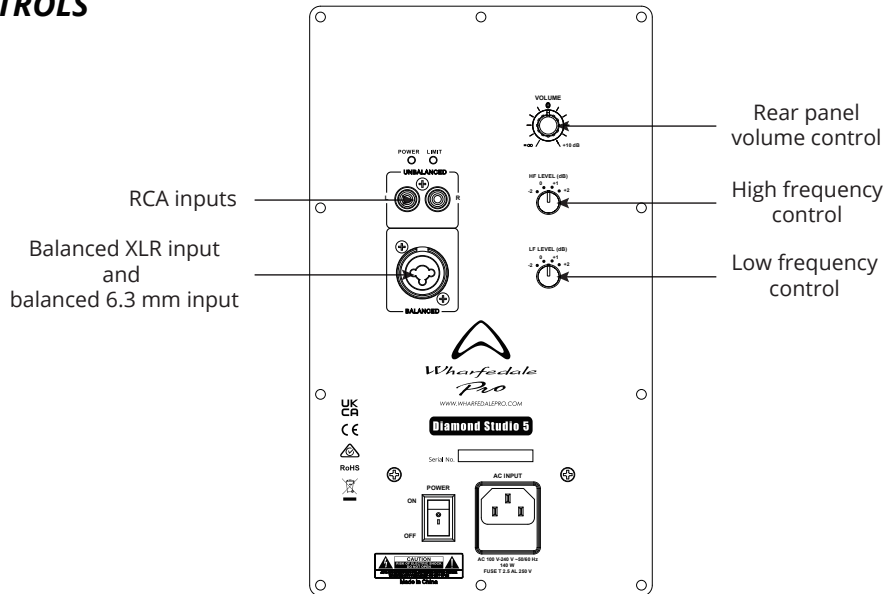
Congratulations on the purchase of your Diamond Studio studio monitor. We take great pride in engineering and building every Wharfedale Pro product and wish to thank you for entrusting us with your audio.

From the time Gilbert Briggs built his first loudspeaker in 1932, to the present day, we have maintained the same standard of quality in components, workmanship and performance.

Please take the time to read this guide completely in order to get the most from your new monitors.

Your full user manual can also be downloaded from www.wharfedalepro.com

REAR INPUT CONTROLS



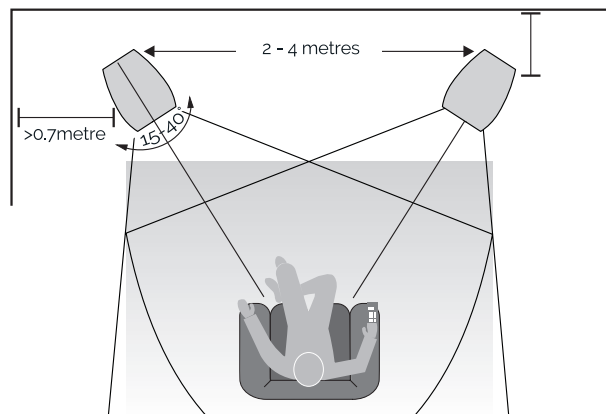
MONITOR POSITIONING

The Diamond Studio monitors are a 'bookshelf' design and can be used on monitor stands or on a rigid bookshelf. We suggest that they are positioned at least 200 mm from the rear walls and 700 mm from the side walls, facing slightly inwards.

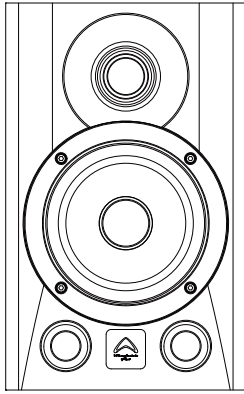
The bass extension will improve if they are positioned closer to the rear wall.

However, if the loudspeakers are placed too close to the walls, the bass will increase but may become boomy and indistinct. If the loudspeakers are placed away from the walls, the inward angle may be increased by up to 40%, although this may restrict the width of the optimum listening position.

A useful rule of thumb is that the listener should be as far from the loudspeakers as they are from each other. The speakers should ideally be positioned so that the treble units are roughly at ear level to the seated listener. As personal taste plays a large role, experiment with different configurations and play a wide range of programme material before finalising the position of your speakers.

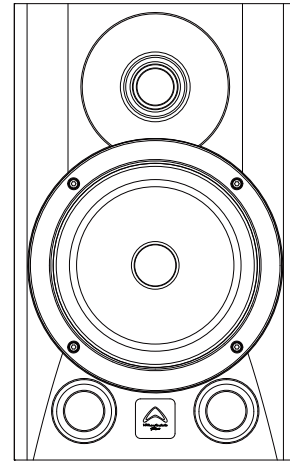


FEATURE OVERVIEW



Diamond Studio 5

- 6.3 mm, XLR and RCA inputs
- 5.0" Custom fibreglass cone Wharfedale Pro LF driver
- Bi-amplified with two refined amplifiers
- Independent High and Low frequency level controls
- Honest, uncoloured sound
- 140 Watts Continuous
- 280 Watts Peak



Diamond Studio 7

- 6.3 mm, XLR and RCA inputs
- 6.5" Custom fibreglass cone Wharfedale Pro LF driver
- Bi-amplified with two refined amplifiers
- Independent High and Low frequency level controls
- Honest, uncoloured sound
- 150 Watts Continuous
- 300 Watts Peak

IMPORTANT SAFETY INSTRUCTIONS

Before installing or using this product read all these instructions!

Keep these instructions. Heed any warnings. Follow all instructions.

Before making any connections, switch all the devices in your system off at the mains.

Set the volume control at minimum when you switch on your system or change sources and turn the level up gradually.

Ensure that all devices in the system are correctly wired.

DO NOT use this product at full volume.

DO NOT subject your loudspeakers to excessive cold, heat, humidity, or sunlight.

DO NOT place heavy objects on top of loudspeakers.

DO NOT dismantle the loudspeaker. There are no user serviceable parts inside, and you will void the warranty by doing so.

Refer all servicing to qualified service personnel. Servicing is required when the apparatus has been damaged in any way, the apparatus has been exposed to rain or moisture, does not operate normally, or has been dropped.

Caution: Changes or modifications not expressly approved by the manufacturer could void the user's authority to operate this device.

WHARFEDALE PRO LIMITED WARRANTY

Wharfedale Pro products are warranted of manufacturing or material defects for a period of three years from the original date of purchase. In the event of malfunction, contact your authorised Wharfedale Pro dealer or distributor for information.

Please be aware that the warranty details may differ from country to country. Contact your dealer or distributor for information (available at www.wharfedalepro.com). These terms do not infringe your statutory rights.



WHARFEDALE PROFESSIONAL

IAG House, 13/14 Glebe Road, Huntingdon, Cambridgeshire, PE29 7DL, UK

www.wharfedalepro.com

Wharfedale Professional reserves the right to alter or improve specifications without notice.

All rights reserved © 2021 Wharfedale Pro. Wharfedale Pro is a member of the IAG Group.